

Global EPEAT Sales Impact: 2023 Cumulative Results

Total sustainability impact and cost savings for **270,943,253** products purchased

COST SAVINGS IN THE AMOUNT OF **\$ 4,292,042,756**

ENVIRONMENTAL IMPACT REDUCTION

EQUIVALENT TO

GHG Reduction

24,343,097

metric tonnes of CO₂ equivalents



Taking **5,212,655** average US passenger car off the road for a year



Energy Savings

77,483,288

MwH



The annual electricity consumption of **6,378,275** average US households




Hazardous Waste

27,397

metric tonnes



The weight of **226,422** refrigerators



Solid Waste

1,415,485

metric tonnes



Annual waste generation of **761,013** average US households




Primary Materials

6,388,196

metric tonnes



The weight of **1,228,499** elephants



Water Consumption

169,926,491

kiloliters of H₂O



Fluid volume of **67,971** olympic sized swimming pools



Toxics

8,610

metric tonnes



The weight of **3,796,482** bricks



Material Conservation

77,624

metric tonnes



The weight of **2,139** 18-wheelers



Smog Formation Potential

654,429

mt O₃ equivalent



Water Emissions

26,525

metric tonnes



Eutrophication Potential

1,852


mtN equivalent



Air Emissions

12,557,043

metric tonnes



Acidification Potential

67,945

mt of SO₂ equivalent